

Lightology

lightology.com
866-954-4489
07-10-26

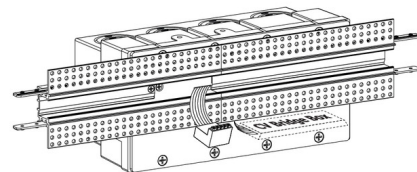
Project: _____
 Company: _____
 Location: _____ Fixture Type: _____
 SPEC #: **EDG1485824**
 Approved On: _____ Approved By: _____

Truline .5A Dual Center Power Connector and CV Bridgebox By PureEdge Lighting

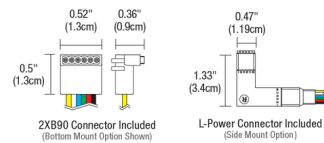
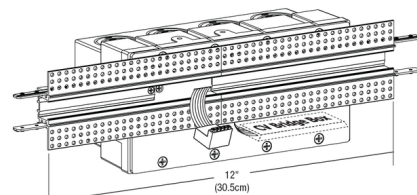


Description

The TruLine .5A Dual Center Feed Power Connector includes a WiZ Pro CV Bridgebox in a 4-Gang Junction Box with Adjustable Hanger Bars, Channel Joiners, two 90 Power Connectors, as well as Left and Right Power Connectors. LED Strip (not included) may be installed flat on the bottom or side of the channel. Two Class 2, 14 AWG stranded conductors from the Remote Power Supply are required per WiZ Pro CV Bridgebox. Options: DW: Static White TW: Tunable White TC5W5: TruColor RGB TW 5 Watts RGB + 5 Watts Tunable White TC5W7: TruColor RGB TW 5 Watts RGB + 7 Watts Tunable White



Shown in white



Specifications

COLOR	N/A
BODY FINISH	White
WATTAGE	N/A
DIMMER	N/A
DIMENSIONS	12"L
BULB	N/A



CLICK TO VIEW PRODUCT

Notes: