

# Lightology

lightology.com  
866-954-4489  
07-10-26

Project: \_\_\_\_\_  
 Company: \_\_\_\_\_  
 Location: \_\_\_\_\_ Fixture Type: \_\_\_\_\_  
 SPEC #: **EDG1486488**  
 Approved On: \_\_\_\_\_ Approved By: \_\_\_\_\_

## Verge Corner Tunable White Drywall Plaster-In System 24V

By PureEdge Lighting



### Description


Verge Corner Tunable White 2K6K (2000K-6500K color temperature) features an innovative design that mounts directly to wall studs or ceiling joists without any modification, and is recessed and plastered into 5/8 inch or thicker drywall. The Verge system creates visually interesting and dramatic illumination by highlighting the inside corners of two drywall surfaces. Sold in 5 foot increments (available in 1 foot increments) up to 40 feet (5 Watt), up to 20 feet (10 Watt), and 12 feet (14 Watt), and is field-cuttable. Included components: Junction Box, Adjustable Mounting Bars, Backer Plate, Verge Channel, Drywall Screws, LED Strip, and Lens(es). Features a 4 inch paintable backer plate. NOTE: A DMX 2XK color changing power supply or 2XK 2-channel 0-10V power supply is required and sold separately. 0-10V power supply requires two dimmers --one for intensity and one for color temperature. DMX power supply must be used with PureEdge controller.

### Specifications

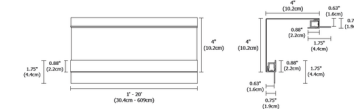
COLOR	N/A
BODY FINISH	White
WATTAGE	25W
DIMMER	N/A
DIMENSIONS	60"L x 4"W x 4"H
INTEGRATED LED MODULE	5 x LED/5W/24V LED

### Technical Information

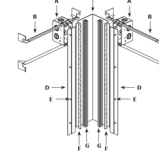
LAMP LIFE	50000 hours
COLOR RENDERING	91 CRI
LAMP COLOR	2000K-6000K Tunable White
LUMENS/WATT	109.00
LUMINOUS FLUX	545 lumens



Shown in white



#### INCLUDED COMPONENTS



- A. JUNCTION BOX**  
Mounts central drywall with adjustable mounting bars. Low Voltage DMX wires from Remote Power Supply connect to the wire inside box. Junction Box opening is covered by the Backer Plate, and required at the beginning of each run.
- B. ADJUSTABLE MOUNTING BARS**  
Provide flexibility for mounting in a variety of spaces. Verge Corner includes two sets of mounting hardware.
- C. BACKER PLATE**  
If possible aluminum plates conceal junction box and reflect light.
- D. VERGE CHANNEL**  
Two 3/8" deep notches each house a single row of LED Strip.
- E. INITIAL SCREW**  
Secure channels to drywall and studs.
- F. LED STRIP**  
Commercial grade White or Dynamic Color Changing LED Strip. See strip data for additional details.
- G. LENS**  
0.1" wide Diffused White lens projects a clean line of light without眩光. Verge Corner includes two lenses.



CLICK TO VIEW PRODUCT

Notes: