

Lightology

lightology.com
866-954-4489
04-09-26

Project: _____
Company: _____
Location: _____ Fixture Type: _____
SPEC #: **KUN1533028**
Approved On: _____ Approved By: _____

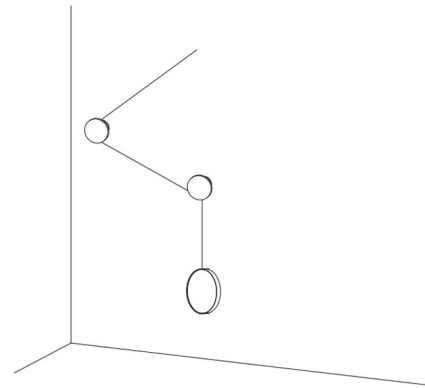
Azou Canopy

By kdIn

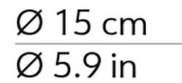
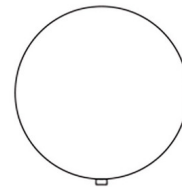


Description

The Azou Canopy is an accessory for the Azou Modular Wall / Ceiling Light that is required to install the fixture onto a standard US junction box. The Azou Driver can be installed within the canopy. Note: The Azou Driver is not included and must be purchased separately.



Shown in black



Specifications

COLOR	N/A
BODY FINISH	Black
WATTAGE	N/A
DIMMER	N/A
DIMENSIONS	5.9"W x 1.2"H x 5.9"D
BULB	N/A



CLICK TO VIEW PRODUCT

Notes: