



DESIGNER


Gregory Kay

BRAND

PureEdge Lighting

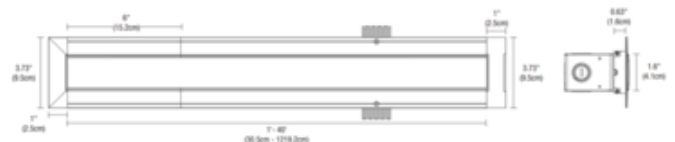
DESCRIPTION

TruLine 1.6A, a versatile 24VDC linear plaster-in LED system, creates glare-free indoor architectural lighting. The 24VDC Plaster-In LED System recesses into 5/8 inch drywall without any joist modification. The slim extrusions, LED strips, and lenses are field-cuttable and can be ordered in 1 foot increments up to 20 feet. Includes 10 watts (2X5 watts) LED per foot with RGB (Red/Green/Blue) LED soft strip. Can be run in vertical, horizontal and diagonal directions. System requires an RGB power supply with DMX driver, sold separately. Power supply can be controlled using a CDMX1-RGBW touch controller, sold separately. Included components: TruLine 1.6A channel(s), LED RGB Soft Strip, TL1.6A Junction Box, Take-Up Box, Adjustable Mounting Bars, Mounting Strap, Power End Cap, Drywall Screw, and Lenses. ETL listed. Suitable for indoor damp locations. 5 year pro-rated warranty. Assembled in the USA. Required power supply, controller, and optional mounting components sold separately. Product built to order.

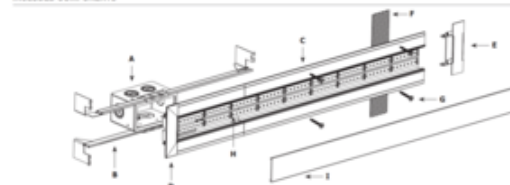


Shown in: White

SHADE COLOR	N/A
BODY FINISH	White
WATTAGE	10W
DIMMER	N/A
DIMENSIONS	12"L x 1.6"W x 0.625"H
LAMP	1 x LED/10W/24V LED



INCLUDED COMPONENTS



- A. JUNCTION BOX**
Mounts behind drywall with Adjustable Mounting Bars. Low Voltage 24VDC wires from Remote Power Supply connect to LED wires inside box. Junction Box opening is covered by the channel, and required at the beginning of each run.
- B. ADJUSTABLE MOUNTING BARS**
Provides flexibility for mounting in a variety of spaces and orientations. May be secured to studs that are spaced 12"-24" apart.
- C. TRULINE 1.6A CHANNEL**
5/8" deep extrusion house for two rows of LED Soft Strip.
- D. POWER END CAP**
Provides a finished look and prevents light leak at feed-end of runs where LED Soft Strip enters the channel.
- E. TAKE-UP BOX**
Prevents dark spots at the end of a run by tucking excess LED Soft Strip safely behind wall.
- F. MOUNTING STRAP**
Secures channel to drywall when wall stud is unavailable.
- G. DRYWALL SCREW**
Secures channel to drywall and stud.
- H. LED SOFT STRIP**
Commercial-grade white or dynamic color-changing LED Soft Strip. TruLine 1.6A comes with two LED Soft Strips.
- I. LENS**
1.6" wide diffused white lens projects a clean line of light without LED dirt.

ITEM NUMBER EDG223088

COMPANY	PROJECT	FIXTURE TYPE	APPROVED BY	DATE