

Lightology

lightology.com
866-954-4489
04-15-26


Project: _____
 Company: _____
 Location: _____ Fixture Type: _____
 SPEC #: **EDG223137**
 Approved On: _____ Approved By: _____

TruLine 1.6A RGB 10W 24VDC Plaster-In LED System By PureEdge Lighting

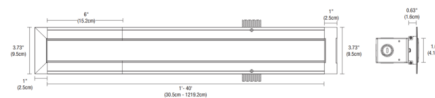


Description

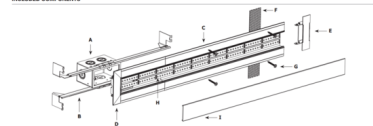
TruLine 1.6A, a versatile 24VDC linear plaster-in LED system, creates glare-free indoor architectural lighting. The 24VDC Plaster-In LED System recesses into 5/8 inch drywall without any joist modification. The slim extrusions, LED strips, and lenses are field-cutttable and can be ordered in 1 foot increments up to 20 feet. Includes 10 watts (2X5 watts) LED per foot with RGB (Red/Green/Blue) LED soft strip. Can be run in vertical, horizontal and diagonal directions. Included components: TruLine 1.6A channel(s), LED RGB Soft Strip, TL1.6A Junction Box, Take-Up Box, Adjustable Mounting Bars, Mounting Strap, Power End Cap, Drywall Screw, and Lenses. A DMX color changing power supply is required and must be used with PureEdge controller (CDMX1-RGBW or CDP), sold separately. Note: Required power supply, dimmer/controller, and optional accessories sold separately. Product is built to order



Shown in white



INCLUDED COMPONENTS



- A. JUNCTION BOX**
Mounts to wall or ceiling with Adjustable Mounting Bars. Low Voltage 24VDC with built-in fuse and surge protector. Junction box cover is covered by the channel, and secured at the beginning of each run.
- B. ADJUSTABLE MOUNTING BARS**
Provides flexibility for mounting in variety of spaces and orientations. May be secured to studs that are spaced 16" O.C. apart.
- C. TRULINE 1.6A CHANNEL**
3/8" deep extrusion housing for two rows of LED Soft Strip.
- D. POWER END CAP**
Provides a finished look and prevents light leak at end of run where LED Soft Strip enters the channel.
- E. TAKE-UP BOX**
Provides take-up space at the end of a run by holding excess LED Soft Strip until service call.
- F. MOUNTING STRAP**
Secured channel to prevent when wall stud is unavailable.
- G. DRYWALL SCREW**
Screws channel to prevent and stud.
- H. LED SOFT STRIP**
Constant grade white or address color-changing LED Soft Strip. TruLine 1.6A comes with two LED Soft Strip.
- I. LENS**
1/4" wide diffused white lens projects a clean line of light without LED dots.

Specifications

COLOR	N/A
BODY FINISH	White
WATTAGE	80W
DIMMER	N/A
DIMENSIONS	96"L x 1.6"W x 0.625"H
INTEGRATED LED MODULE	1 x LED/80W/24V LED



CLICK TO VIEW PRODUCT

Notes: