

# Lightology

lightology.com  
866-954-4489  
04-16-26


Project: \_\_\_\_\_  
 Company: \_\_\_\_\_  
 Location: \_\_\_\_\_ Fixture Type: \_\_\_\_\_  
 SPEC #: **EDG223192**  
 Approved On: \_\_\_\_\_ Approved By: \_\_\_\_\_

## TruLine 1.6A RGB 10W 24VDC Plaster-In LED System By PureEdge Lighting

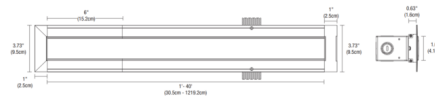


### Description

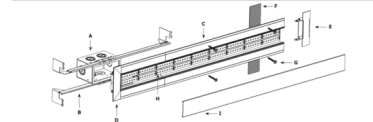
TruLine 1.6A, a versatile 24VDC linear plaster-in LED system, creates glare-free indoor architectural lighting. The 24VDC Plaster-In LED System recesses into 5/8 inch drywall without any joist modification. The slim extrusions, LED strips, and lenses are field-cutttable and can be ordered in 1 foot increments up to 20 feet. Includes 10 watts (2X5 watts) LED per foot with RGB (Red/Green/Blue) LED soft strip. Can be run in vertical, horizontal and diagonal directions. Included components: TruLine 1.6A channel(s), LED RGB Soft Strip, TL1.6A Junction Box, Take-Up Box, Adjustable Mounting Bars, Mounting Strap, Power End Cap, Drywall Screw, and Lenses. A DMX color changing power supply is required and must be used with PureEdge controller (CDMX1-RGBW or CDP), sold separately. Note: Required power supply, dimmer/controller, and optional accessories sold separately. Product is built to order



Shown in white



**INCLUDED COMPONENTS**



- A. JUNCTION BOX**  
Mounts to wall and connects to LED strip. Junction box cover is covered by the channel, and secured at the beginning of each run.
- B. ADJUSTABLE MOUNTING BARS**  
Provides flexibility for mounting in variety of spaces and orientations. May be secured to studs that are spaced 16" O.C. apart.
- C. TRU LINE 1.6A CHANNEL**  
1/2" deep extrusion housing for two rows of LED Soft Strip.
- D. POWER END CAP**  
Provides a finished look and prevents light leak at end of run where LED Soft Strip enters the channel.
- E. TAKE-UP BOX**  
Provides take-up at the end of a run by holding excess LED Soft Strip until service call.
- F. MOUNTING STRAP**  
Secured channel to prevent when wall stud is unavailable.
- G. DRYWALL SCREW**  
Secured channel to prevent and stud.
- H. LED SOFT STRIP**  
Constant grade white or dimmable color-changing LED Soft Strip. TruLine 1.6A comes with two LED Soft Strips.
- I. LENS**  
1/4" wide diffused white lens projects a clean line of light without LED dots.

### Specifications

COLOR	.....	N/A
BODY FINISH	.....	White
WATTAGE	.....	120W
DIMMER	.....	N/A
DIMENSIONS	.....	144"L x 1.6"W x 0.625"H
INTEGRATED LED MODULE	.....	1 x LED/120W/24V LED



CLICK TO VIEW PRODUCT

Notes: