

Lightology

lightology.com
866-954-4489
08-04-25

Project: _____
Company: _____
Location: _____ Fixture Type: _____
SPEC #: **EDG356938**
Approved On: _____ Approved By: _____

Verge Wall 5W Plaster-In System

By PureEdge Lighting



Description


Verge Wall is a slim plaster-in aluminum channel with a 4 inch paintable aluminum backer plate. The channel highlights the transition where two drywall surfaces verge together, while emitting ambient illumination. Mounts directly to studs without joist modification and plasters into 5/8 inch or thicker drywall. Verge houses a single row of commercial grade LEDs available in a spectrum of color temperature options. Consumes 5 LED watts per foot and is sold in 5 foot increments up to 20 feet. Verge may be field-cut to any length. May be powered using a Universal (UNI) power supply with TRIAC/ELV/0-10V dimming. For indoor applications only. Included components: Junction Box, Adjustable Mounting Bars, Verge Wall Channel(s), Backer Plate, Drywall Screws, LED Soft Strip, and Lens(es). A VG-IRE-JBOX rough-in junction box is available to rough-in electrical before drywall installation (included and sold separately). ETL listed. Suitable for damp locations. 5 year pro-rated warranty. Required power supply, dimmer control, and optional mounting accessories sold separately. Product is built to order. Note: Limited quantities available.

Specifications

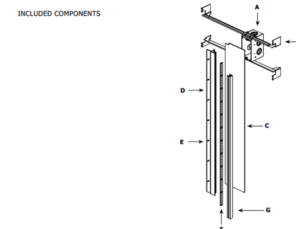

COLOR N/A
BODY FINISH Satin Aluminum
WATTAGE 25W
DIMMER Dimmable
DIMENSIONS 60"L x 0.62"H x 4.92"D
INTEGRATED LED MODULE 5 x LED/5W/24V LED

Technical Information

LAMP LIFE 50000 hours
COLOR RENDERING 95 CRI
LAMP COLOR 2700K



Shown in satin aluminum



- A. Junction Box:** Mounts behind drywall with Adjustable Mounting Bars. Low voltage 24VDC series from Remote Power! Supply connect to LED wires inside box. Junction Box opening is covered by the Backer Plate, and required at the beginning of each run.
- B. Adjustable Mounting Bars:** Provide flexibility for mounting in a variety of spaces. Verge Corner includes two sets of mounting hardware.
- C. Backer Plate:** 4-inch paintable aluminum plate that conceals Junction Box and reflects light. Verge Corner includes two backer plates.
- D. Verge Channel:** 5/8 inch deep extrusions each house a single row of commercial-grade white or dynamic, color-changing LED Soft Strip.
- E. Drywall Screws:** Secure channel to drywall and stud.
- F. LED Soft Strip:** Commercial grade white or dynamic, color-changing LED Soft Strip. See lamp data on for additional details.
- G. Lens:** 6 inch wide diffuser lens projects a clean line of light without LED dots. Verge Corner includes two lenses.



CLICK TO VIEW PRODUCT

Notes: