

Lightology

lightology.com
866-954-4489
04-28-26

Project: _____
 Company: _____
 Location: _____ Fixture Type: _____
 SPEC #: **ELE361252**
 Approved On: _____ Approved By: _____

Element 3IN SQ Flanged Adjustable Remodel Housing By Visual Comfort Architectural



Description

The 3 Inch Square 90CRI LED Adjustable Downlight Non-IC Remodel Housing for use with square flanged trims. Features precision aiming mechanism with a 0-40 degree tilt, 361 degree rotation, and high-low lamp positioning. Includes 12 or 17 watt LED module in 2700K, 3000K or 3500K color temperature options or Warm Dim (3000K-1800K) and 10, 18, 25, 40 or 60 degree beam angle options. 3 7/8 inch cut out. Suitable for damp locations. Suitable for wet locations with shower trim option. Includes a 120-277V Universal driver dimmable with standard reverse-phase, forward-phase, TRIAC, and 0-10V dimming. Note: A complete fixture requires a housing and trim, sold separately. .Note: 10 degree beam angle not available for Warm Dim option.

Specifications

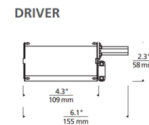
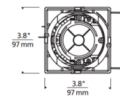
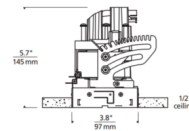
REFLECTOR/BAFFLE COLOR	N/A
BODY FINISH	Black
WATTAGE	17W
DIMMER	Low Voltage Electronic
DIMENSIONS	3.8"W x 5.8"H
INTEGRATED LED MODULE	1 x LED/17W/120-277V LED

Technical Information

APERTURE SHAPE	Square
HOUSING HEIGHT	6"
HOUSING TYPE	Remodel NON IC
CEILING TYPE	Drywall with Trim
FUNCTION	Adjustable Accent
LAMP LIFE	50000 hours
BEAM ANGLE	18°
COLOR RENDERING	90 CRI
LAMP COLOR	2700K
LUMENS/WATT	85.29
LUMINOUS FLUX	1450 lumens



Shown in black



CLICK TO VIEW PRODUCT

Notes: