



DESIGNER

Sean Lavin

BRAND

Visual Comfort Modern

DESCRIPTION

The Revel Path Light features a uniquely modern sleek metal surface that is laser-cut with horizontal slots which allow the LED light to shine through an inner white diffuser. Symmetric light distribution. Available with standard bolt mount or stake mount option. The subtle, ambient glow enhances way-finding on paths or in landscape applications. Constructed of aluminum with a durable, marine grade powder coat finish in Charcoal or Bronze. Features stainless steel hardware and impact-resistant, UV stabilized frosted acrylic lens for added durability and stability. ETL listed. Title 24 Compliant. Dark Sky Compliant. IP65 rated for wet locations. 5-year warranty. Required 12 volt outdoor rated remote transformer sold separately.



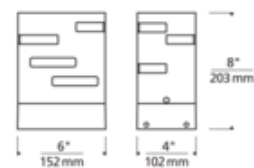
Shown in: Charcoal

SHADE COLOR	N/A
BODY FINISH	Charcoal
WATTAGE	17.6W
DIMMER	Low Voltage Magnetic
DIMENSIONS	6"W x 8"H x 4"D
INTEGRATED LED MODULE	
LAMP	1 x LED/17.6W/12V LED

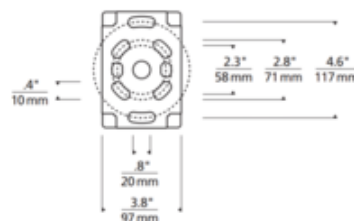
Technical Information

LUMINOUS FLUX	122 lumens
LUMENS/WATT	6.93
LAMP COLOR	3000K
COLOR RENDERING	80 CRI

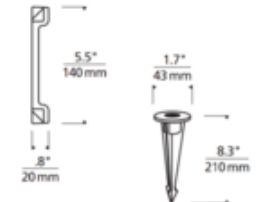
SPEC # TLG482441



Anchor Plate Bolt Pattern



Stake Anchor



COMPANY

PROJECT

FIXTURE TYPE

APPROVED BY

DATE