



**BRAND**

Kuzco Lighting

**DESCRIPTION**

The Chute Wall Sconce features extruded aluminum cylinders finished in finely textured powder coat finish of Black or White with rounded Opal silicon diffusers. Can be hung vertically or horizontally. ADA compliant. ETL listed. Suitable for damp locations.



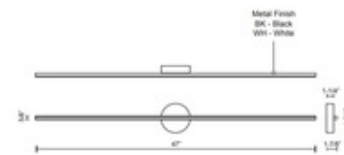
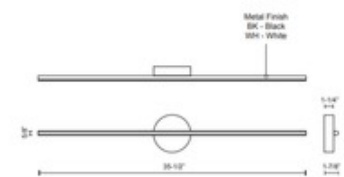
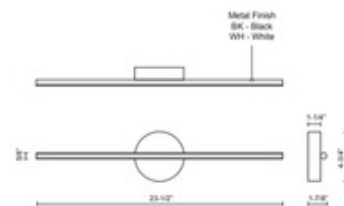
*Shown in: Black / Opal*

<b>SHADE COLOR</b>	Opal
<b>BODY FINISH</b>	Black
<b>WATTAGE</b>	12W
<b>DIMMER</b>	Low Voltage Electronic
<b>DIMENSIONS</b>	23.5"W x 4.75"H x 1.88"D
<b>INTEGRATED LED MODULE</b>	
<b>LAMP</b>	1 x LED/12W/120V LED

*Technical Information*

<b>LUMINOUS FLUX</b>	642 lumens
<b>LUMENS/WATT</b>	53.50
<b>LAMP COLOR</b>	3000K
<b>COLOR RENDERING</b>	90 CRI

**SPEC #** KZC813568



COMPANY

PROJECT

FIXTURE TYPE

APPROVED BY

DATE